






Golf Courses & Bowling Greens

GOLF TEES & THE GENERAL AREA



Shade

Shade tolerant perennial ryegrass & fescues

A mix of faster establishing, fine-leaved perennial ryegrass with hard and strong creeping red fescues for shade and drought tolerance. Hard wearing and persistent with good colour summer and winter.

The Mixture

20%	Greenway	Perennial ryegrass
20%	Greensky	Perennial ryegrass
15%	Dumas 1	Hard fescue
45%	Mystic	Strong creeping red fescue

Sowing Rate: 25-40g/m²
 Overseeding Rate: 15-25g/m²
 Sowing Depth: 6-12mm
 Mowing Height: Down to 12mm

The Cultivars

Greenway Hard wearing, fine rye for improved density
Greensky Hard wearing, fine rye for improved recovery
Dumas 1 Superior drought and salt tolerance for a fine fescue
Mystic Fast establishing strong creeping red fescue, rhizomes for recovery

TGS 2022	Shoot Density	Fine Leaf	Wear	Recovery	Winter Green	Summer Green
Greenway	6.7	6.8	6.5	6.0	6.2	5.8
Greensky	6.1	6.3	6.6	6.6	5.4	5.2
Dumas 1	6.0	na/	n/a	n/a	6.7	5.9
Mystic	4.1	n/a	n/a	n/a	6.7	6.9

Where to use

› Dry or damp shade tolerance for golf tees and the general area, including fairways, short roughs and walkways

How it performs

- › Tolerant of dry and damp shade
- › Fast establishing and good wear tolerance
- › Increased drought tolerance
- › Good sward density



Pack Size:
20kg
Order Code:
OAI000863