






Landscape & Lawns



R460

Rhizomatous tall fescue & tetraploid perennial ryegrass

The combination of rhizomatous tall fescue and tetraploid perennial ryegrass in R460 makes for an extremely deep rooting, drought and heat tolerant sward. Hard-wearing and with good salt tolerance it provides great stress tolerance and stabilisation together with year-round growth and strong recovery for stressed turf surfaces. For faster establishment of tall fescue, ideally sow in warmer soil temperatures 10-14°C.

The Mixture

25%	Granditte	Rhizomatous tall fescue
25%	Essential	Tall fescue
25%	Tetragreen	Tetraploid perennial ryegrass
25%	Greenway	Perennial ryegrass

Sowing Rate: 35-50g/m²
 Overseeding Rate: 30-35g/m²
 Sowing Depth: 10-15mm
 Mowing Height: Down to 15mm

The Cultivars

Granditte Rhizomatous tall fescue for stabilisation and recovery, very deep rooting and salt tolerant

Essential High wear and shoot density, very deep rooting and salt tolerant

Tetragreen Deep, dense, roots, drought, high disease tolerance, cold temperature growth

Greenway A hard wearing, fine rye for increased density

TGS 2022	Shoot Density	Visual Merit	Winter Green	Summer Green
Granditte	6.9	6.9	7.0	6.8
Essential	7.9	7.5	6.9	6.6
Tetragreen	4.8	4.6	7.5	7.6
Greenway	6.7	6.7	5.9	6.0

Where to use

- ▶ Airfields to help avert bird strike and act as a heat and carbon sink
- ▶ Universal landscape for areas prone to drought or salt laden winds and coastal erosion

How it performs

- ▶ Dense, upright sward with minimal thatch
- ▶ Heat and drought tolerant
- ▶ Stronger, deeper, denser root mass
- ▶ Rhizomatous recovery
- ▶ Salt tolerant
- ▶ High wear tolerance
- ▶ Tetraploid gives winter growth from just 4°C
- ▶ All seasons growth and recovery
- ▶ Perfectly adapted for a range of mowing heights 15-250mm



GERMIN-87
 TREATED SEED
 MAXIMISE ● ENHANCE ● PROTECT



Pack Size:
20kg
 Order Code:
OAI000853

