






# Landscape & Lawns



## R450

### Rye, fescues and bent

With a mix of species frequently specified for Department for Transport projects, R450 provides fast establishment, stabilisation and low maintenance for road and rail verges and embankments. The inclusion of hard fescue increases salt tolerance whilst micro-clover fixes nitrogen in the soil to help maintain grass plant health where little or no fertiliser is applied.

#### The Mixture

25%	Greenway	Perennial ryegrass
42.5%	Mystic	Strong creeping red fescue
25%	Dumas 1	Hard fescue
5%	Highland	Bent
2.5%	Pipolina	Micro-clover

Sowing Rate: 25-40g/m<sup>2</sup>  
 Overseeding Rate: 15-25g/m<sup>2</sup>  
 Sowing Depth: 4-6mm  
 Mowing Height: Down to 8mm

#### The Cultivars

Greenway	Fast establishing and fine-leaved with good wear tolerance and density
Mystic	Fast establishing strong creeping red fescue, rhizomes for stabilisation and recovery
Dumas 1	Superior drought and salt tolerance for a fine fescue
Highland	Adds density to the base of the sward
Pipolina	Fixes Nitrogen in the soil

TGS 2022	Shoot Density	Fine Leaf	Winter Green	Summer Green
Greenway	6.7	6.8	5.9	6.0
Mystic	4.1	n/a	6.7	6.9
Dumas 1	6.0	n/a	6.7	5.9
Highland	4.2	4.3	8.1	4.8
Pipolina	n/a	n/a	n/a	n/a



#### Where to use

- › Road and rail verges and embankments
- › Universal landscaping for impoverished soils

#### How it performs

- › Fast establishing
- › Rhizomes for stabilisation
- › Drought and salt tolerant
- › Fixes Nitrogen in the soil
- › Reduced maintenance
- › Fine-leaved, low growing, dense sward
- › Healthy year-round colour



Pack Size:  
20kg  
Order Code:  
OAI000852