







Golf Courses & Bowling Greens

GOLF TEES & THE GENERAL AREA



R4

Ultra-fine rye and fescues

Clementine ultra-fine perennial ryegrass blends perfectly with fine fescues to produce a fast establishing, drought tolerant, dense sward with increased wear tolerance. Hard fescue is excellent for recovery from drought and helps maintain healthy winter colour.

The Mixture

30%	Clementine	Perennial ryegrass
20%	Greensleeves	Chewings fescue
20%	Absolom	Slender creeping red fescue
20%	Hastings	Strong creeping red fescue
10%	Dumas 1	Hard fescue

Sowing Rate: 25-35g/m²
 Overseeding Rate: 15-25g/m²
 Sowing Depth: 4-6mm
 Mowing Height: Down to 7mm

The Cultivars

Clementine A stand-out cultivar for cleanness of cut and shoot density

Greensleeves High shoot density, good winter colour, early spring green-up, high salt tolerance for the species

Absolom High shoot density and excellent tolerance to Red Thread disease

Hastings Fast establishing with rhizomatous recovery

Dumas 1 Excellent drought, salt and shade tolerance

TGS 2022	Shoot Density	Red Thread	Visual Merit	Winter Green	Summer Green
Clementine	8.0	6.0	8.0	5.1	5.3
Greensleeves	7.4	6.8	7.3	6.2	6.1
Absolom	7.6	7.8	7.7	4.5	5.2
Hastings	5.7	4.8	5.8	5.2	5.4
Dumas 1	6.0	6.2	5.9	6.7	5.9
Mean score	6.9	6.3	6.9	n/a	n/a

Where to use

› Golf tees and the general area including fairways, short roughs and driving ranges

How it performs

- › Fast establishment and good wear tolerance
- › Increases sward density, drought and salt tolerance
- › Ultra-fine with excellent cleanness of cut for an attractive sward
- › Genetic colour gives greater consistency summer and winter

GERMIN-87
 TREATED SEED
 MAXIMISE ● ENHANCE ● PROTECT



Pack Size:
20kg
 Order Code:
OAI000836

