

Stay Legal – Action required prior to June 22nd

UK Law now dictates that:

Any organisation using or applying professional plant protection products (PPP's) and/or adjuvants must register with DEFRA prior to June 22nd.

WHY?

In 2020 legislation was passed under the “2020 Official Controls (Plant Protection Products) Regulations 2020”.

This legislation is in place to enable regulatory authorities to support compliance and enforce legal requirements that apply to the placing on the market and use of PPPs and Adjuvants throughout the supply chain.

What are PPP's?

They are known generically as pesticides and include insecticides, fungicides, herbicides, molluscicides, and plant growth regulators. They can exist in many forms, such as solid granules, powders or liquids and consist of one or more active substances co-formulated with other materials to provide control of target organisms.

All products claiming control of pests containing active ingredients on the GB Pesticides Approvals Register must have been granted approval for sale and use.

All authorised products will have a MAPP number, this is unique to each product name and formulation. Most products used by Greenkeepers/Groundsmen/Contractors are “professional” PPP's. The OCR regulations are only applicable to these products –

Purpose of this Guidance Note

In order to help customers, complete the registration correctly a few simple steps need to be taken – You need to know the volume of professional product used or applied in an average year. The guidance on the next page explains how to achieve this :

Our brands:



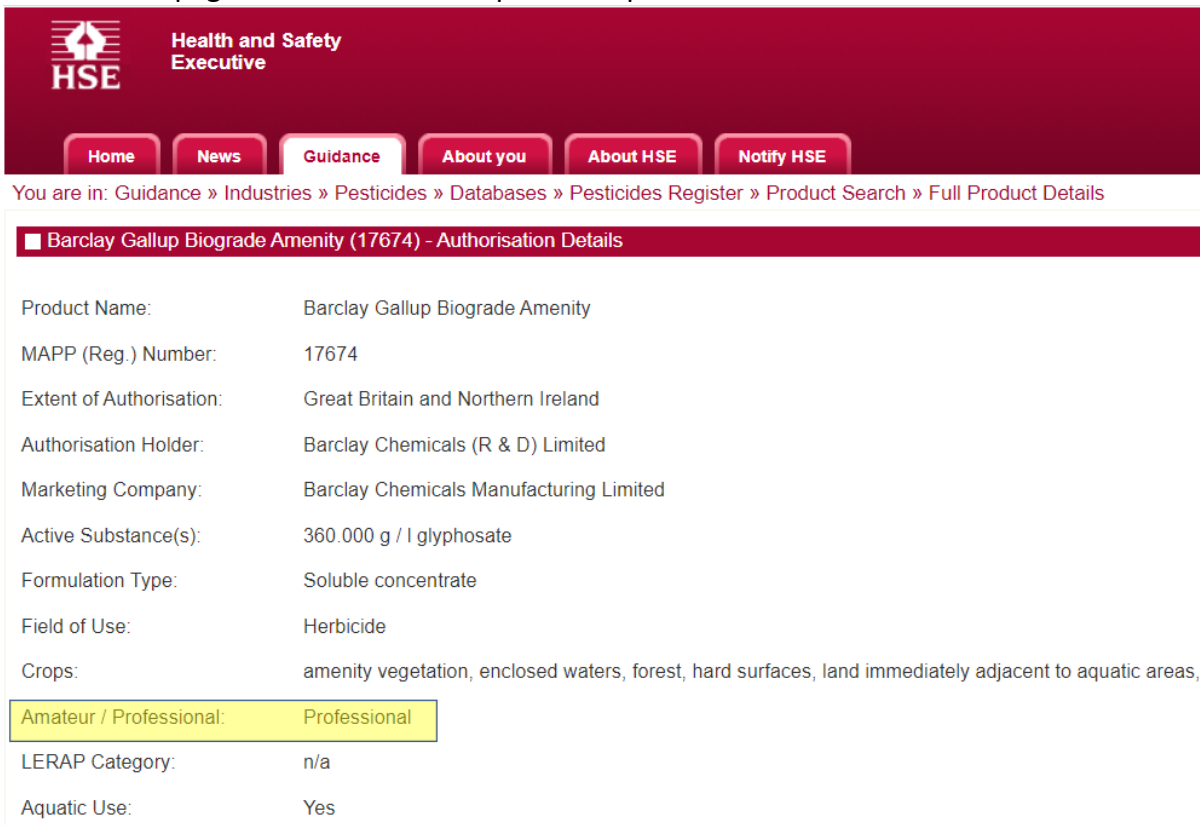


How do I know if a product is “professional” or an adjuvant?

Product are registered as “professional” or “amateur”, This differentiation can be found on the product label or on the HSE website – link

<https://secure.pesticides.gov.uk/pestreg/ProdSearch.asp>.

Enter the product name (e.g. Barclay Gallup Biograde Amenity) or MAPP number (17674) click **Get Results** at bottom of page this will bring product name and detail page – click on product name to obtain detail page as below 10th row specifies if product is Profession or Amateur :



Health and Safety Executive

Home News **Guidance** About you About HSE Notify HSE

You are in: Guidance » Industries » Pesticides » Databases » Pesticides Register » Product Search » Full Product Details

Barclay Gallup Biograde Amenity (17674) - Authorisation Details

Product Name:	Barclay Gallup Biograde Amenity
MAPP (Reg.) Number:	17674
Extent of Authorisation:	Great Britain and Northern Ireland
Authorisation Holder:	Barclay Chemicals (R & D) Limited
Marketing Company:	Barclay Chemicals Manufacturing Limited
Active Substance(s):	360.000 g / l glyphosate
Formulation Type:	Soluble concentrate
Field of Use:	Herbicide
Crops:	amenity vegetation, enclosed waters, forest, hard surfaces, land immediately adjacent to aquatic areas,
Amateur / Professional:	Professional
LERAP Category:	n/a
Aquatic Use:	Yes

Our brands:



What are Adjuvants?

Adjuvants are substances which enhance the efficacy of a pesticide spray and are added to the spray tank prior to application. Most adjuvants do not have significant pesticidal properties. In order to be sold they have to be registered with HSE, if accepted they are issued an adjuvant number and included in HSE database - <https://secure.pesticides.gov.uk/adjuvants/Search.aspx> If any organisation or businesses uses, applies or has products applied to their property they must register under the 2020 Official Controls (Plant Protection Products) Regulations 2020 by June 22nd 2022.

If your organisation uses or applies any of the above, you have to register with DEFRA to keep legal.

The form to register is simple to complete and can be downloaded from the following link:
<https://www.gov.uk/government/publications/professional-plant-protection-products-ppps-register-as-a-user>

Various formats of the registration form are available

To help you complete the form we have put together a simple step by step guide on what you need to do.

This guide we will use the MS excel version which is also attached to this email. (ocr-professional-ppps-registration-form-users_v1.01.xlsx)

Our brands:

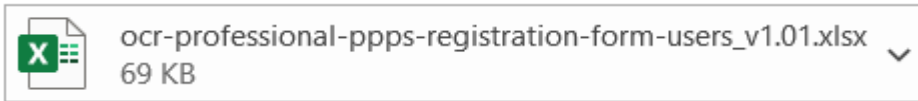




Step by Step Guide

For Starters

– open the attached spreadsheet and save to your computer then follow the steps below



Step 1 - Complete organisation name and details in the relevant boxes on spreadsheet

You must answer all the questions in this form.

To select an answer from a list:

1. Select the answer cell.
2. Select the drop down arrow to see a list of answers to choose from.
3. Select an answer.

If you use a keyboard (instead of a mouse), press the 'alt' key plus the 'arrow down' key to access the list.

Your organisation name If you are a limited company, enter the name you registered with Companies House. If you are another type of organisation, such as a partnership, sole trader, or Local Authority, enter your organisation or trading name.	
Your main address Enter the address that is most relevant to your professional PPP activity. This might be a head office, or where you keep your records. You can add other addresses later if you have them.	
Building and street, or farm name	
Town or city	
County	
Country	Select an answer from the list
Postcode	

Our brands:





Step 2 - For contact details include **Greenkeeper/Groundsman/Contract manager number and email and select relevant drop downs** – this needs to be someone in the organisation who understands and has knowledge of PPP's an Adjuvant usage

<p>Your telephone number</p> <p>Avoid giving a general organisation number if possible. It should be the contact details of someone with a good knowledge of your professional PPP activity. Enter only a number. Do not include an extension.</p>	
<p>Your email address</p> <p>Give the best email address to contact your business. This should be a person or department with a good knowledge of your professional PPP and adjuvant activity.</p>	
<p>How you work with PPPs and any adjuvants</p> <p>Select 'yes' for all that apply</p>	
<p>We store them</p>	<p>Select yes or no</p>
<p>We use them, or apply them</p>	<p>Select yes or no</p>
<p>We are a business or organisation in the agriculture, horticulture, amenity or forestry sector and have professional PPPs applied by a third party</p>	<p>Select yes or no</p>

Step 3 - DEFRA are looking for volume of product used, stored, or applied in an average year. This can be any 12month period.

The easiest number to obtain will be the volume of product applied, details of volumes used or applied will be available from your spray records or your contractor who applied the product. The registration document is looking for units, so treat 1 litre or 1 kg of products as a unit. Only include PPP's that have professional status (see details above) or are registered adjuvants. Only enter a number in the box **do not add any units**

<p>What quantity of professional PPPs and any adjuvants do you use, or have applied by a third party, in a typical year?</p> <p>Your products may be measured in either kgs or litres. If you have a mix of litres and kgs, combine these into one total. (You can consider one litre equal to one kg.)</p> <p>An estimated figure is OK. Do not add the unit of measure to your figure.</p>	
--	--

Our brands:

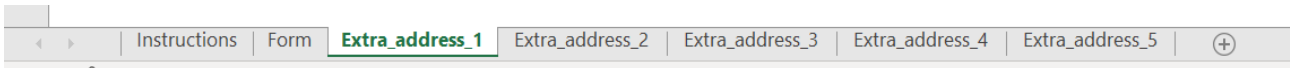




Step 5 – select the relevant drop downs for your organisation in box below

What is the main sector you work in when using or applying PPPs?	
Select 'yes' for all that apply:	
Agriculture or horticulture	Select yes or no
Amenity	Select yes or no
Forestry	Select yes or no
Other - in a few words, describe your main type of work	
Other addresses your organisation works from	
You must register every address where you store PPPs and any adjuvants, manage sales, keep records, or apply them (if on your business property such as land you own or rent).	
Enter your other businesses addresses. Do not repeat the main address you put in the form.	
Go to the next tab to add more addresses	

If you store products at any additional different addresses these need to be recorded on the additional tabs provided in the spreadsheet. Click on additional tabs (for instructions see next page)



Our brands:





Step 6 Complete the address information for all additional storage site on tabs using boxes below

Extra address	
Another business address where you store PPPs and any adjuvants. Do not repeat the address you have already given.	
Building and street, or farm name	
Town or city	
County	
Country	Select an answer from the list
Postcode	
Site telephone number	
Site email address	
Other addresses your organisation works from	
Instructions Form Extra_address_1 Extra_address_2 Extra_address_3 Extra_address_4 Extra_address_5 + ◀ ▶	

FINAL STEPS

- Once completed the spreadsheet save it to your computer.
- Open your email package copy the email address below To box:
 - GB-OCR-Notification@defra.gov.uk
- Attach the saved spreadsheet
- Press Send - you are now all done and Legal !

Forms must be completed and returned by June 22nd, 2022

Additional information is available from the link below:

<https://www.gov.uk/government/publications/professional-plant-protection-products-ppps-register-as-a-user/how-to-register-as-a-user-of-professional-plant-protection-products-ppps-and-adjuvants>

Our brands:

